



KUPER SWT XL

Outstanding efficiency



Planing and moulding machine

KUPER

KUPER SWT XL – The versatile planing and moulding machine

KUPER offers outstanding efficiency

KUPER SWT XL – perfect for craft and industry

Efficient and versatile: KUPER SWT XL. The ideal planing and moulding machine for both simple and complex tasks. Precise, low-maintenance, with energy efficient drive, even at maximum power. That is what we call outstanding efficiency.

Impressively user friendly with attention to detail. With the KUPER SWT XL you can process solid wood for furniture parts, profiles, planed goods and window and door scantlings with speed and precision. The optional control system allows you to individually customise, save and repeat your work processes to achieve the optimum workflow.

Impressive: the powerful feed and dynamic spindles

Ingenious KUPER technology: The planing and moulding machine stands out for its powerful feed system combined with high-speed horizontal and vertical spindles. And that is just the basic equipment. We offer a whole range of additional options to meet your limitless ideas and applications.


Technical data

	Basic equipment	Options
Working width	15 – 230 mm	10 – 350 mm
Working height	10 – 150 mm	5 – 230 mm
Feed speed	6 – 24 m/min.	2 – 60 m/min.
Axial adjustment path	horizontal spindle 20 mm vertical spindle 60 mm	horizontal spindle up to 60 mm vertical spindle 80 mm
Spindle arrangement	1 – 10 spindles	1 – 10 spindles
Spindle power rating	bottom 5.5 kW right 5.5 kW left 7.5 kW top 7.5 kW	bottom up to 18 kW right up to 11 kW left up to 11 kW top up to 18.5 kW
Universal spindle	7.5 kW	up to 11 kW
Saw spindle	11 kW	up to 30 kW
Spindle rotational speed	6,000 rpm	2,000 – 9,000 rpm
Spindle diameter	40 mm	50 mm
Tool diameter	112 – 200 mm (first bottom spindle 125 – 160 mm)	bottom up to 250 mm
Profile-groove depth	up to 20 mm (bottom 14 mm)	up to 35 mm



KUPER SWT XL – The basic equipment

Specific benefits for you.




The high-quality basic equipment:

- Continuous feed, power transmission via several worm drives and cardan joints
- Two driven double mounted infeed and outfeed rollers in the machine table
- Infinitely variable feed speed control via frequency converter, flexible adjustment by potentiometer
- Electrical height adjustment of the feeding device carrier
- Electronic start/stop system for the IE2 energy efficient spindle motors
- Practical quick-action lock system ProLock®
- Swivel mounted feed cartridge in front of the right-hand spindle for easy tool changing
- Axial adjustment of the vertical spindle: 60 mm
- Hard-chromium plated infeed and machine tables
- Pneumatically damped pressure shoe downstream of the top shaft, improved dynamics due to linear guides
- Point-to-point central lubrication system, colour coded lubrication intervals
- Lubricant pump for table lubrication
- Machine hood covering the entire machine as a splinter guard and for noise protection


KUPER SWT XL – Examples of spindle configurations




SWT XL-2A




SWT XL-5



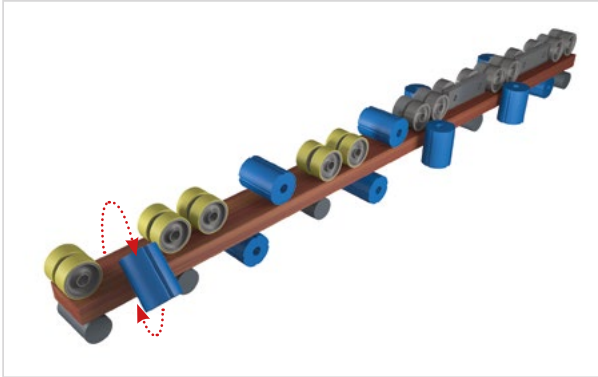
SWT XL-6



SWT XL-6A




SWT XL-7



SWT XL-gD+U

KUPER SWT XL – Powerful feed system

Versatile feed system with powerful drive.




Perfect results in one pass

The central motor powerfully drives the feed rollers and ensures reliable precision for each pass. The KUPER SWT XL processes and transports all workpieces at a consistent speed. Just set the speed and adjust it by potentiometer at any time as required.



Reliable and convenient


The workpieces can be guided by remote control through the machine to allow fast and reliable set-up for new profiles. Easy and convenient.



Hard-chromium plated work surfaces


All table surfaces of the KUPER SWT XL are hard-chromium plated to ensure precise results. This ensures durability and guarantees precise locating surfaces.

KUPER SWT XL – High quality spindles.



◀ **Dynamic spindles – practical ProLock® quick-action lock system**

Versatility in XL: The KUPER SWT XL offers virtually limitless versatility. With the axial adjustment path of 60 mm, several processing tools can be combined on the vertical spindles running in four bearings without any time-consuming tool changes.



Energy-saving spindle motors

Each spindle is driven by a separate IE2 energy-saving motor of the latest generation. Each spindle is electronically braked without wear.



Fast tool changing thanks to ProLock®

The ProLock® quick-action lock system is included in the basic equipment to ensure fast tool changing on all spindles.

KUPER SWT XL – Optional spindle configurations and special units

The KUPER SWT XL can be reconfigured as desired.



Moulding unit

Flexibly tailored to meet all requirements.

The KUPER SWT XL can operate with up to ten spindles in virtually any configuration. The special units such as the universal spindle, saw unit, saw for window bars and the T-groove unit can be flexibly combined with the basic configuration as required.



Saw for glass bar



Saw



Universal spindle



Saw unit

KUPER SWT XL – Supplementary accessories

The extra accessories for your demanding tasks.



Motorized axis positioning

The KUPER SWT XL can do even more.

In addition to the generous basic equipment, we offer a whole range of further labour-saving devices. These include telescope feed rollers, pressure elements for rods, bakelite table inserts and many more. You will find what you need for your demanding tasks.




Telescopic feeding rollers
35 mm




Individually programmable
control



Infeed-/Outfeed
automation systems



Bakelite table insert



Counter bearing



Grooving table



Pressure element for
round rods



Positioning axes with ball
screw and encoder

KUPER SWT XS – Small and unrivaled good

The KUPER Family introduces itself:

Less is always possible but bigger more than ever! According to this motto we are developing and producing our first-class machineries for you. Therefore we present you the two other types of our powerful KUPER SWT-Family: We kindly ask you to get to know the small type and the most powerful one.



KUPER SWT XS – Ideal for the uncomplicated operation

The KUPER SWT XS is the unbeaten favorite concerning simplicity and operator convenience. The serial luxurious basic equipment with the possibility to groove 20 mm deep as well as to profile, is absolutely convincing. The convenient quick action lock system „Prolock®“ makes the tool change very easy.

The configuration of the KUPER SWT XS is unrivaled good and can be used for an uncomplicated application without a control. The machine always generates your desired performance, tailored to suit a market need and reliable.

Technical data

Working width	15 – 230 mm
Working height	10 – 120 mm
Feed speed	6 – 24 m/min.
Axial adjustment path	horizontal spindle 20 mm, vertical spindle 20 mm
Spindle arrangement	4, 4+U, 5
Spindle power rating	bottom und top 5.5 kW, right and left 7.5 kW (one motor for both vertical spindles)
Universal spindle	7.5 kW
Spindle rotational speed	6,000 rpm
Saw spindle	11 kW
Spindle diameter	40 mm
Tool diameter	first bottom spindle 125 – 160 mm, vertical 112 – 180 mm top spindle 112 – 200 mm, bottom spindle 112 – 200 mm
Profile-groove depth	up to 20 mm

KUPER SWT HL – the most powerful machine of the SWT-Family.



High Performance Machine with optional Jointer Device.

Do you need more performance power for your industrial operation purposes? Then our KUPER SWT HL is the proper machine for you. With feed speeds up to 80 m/min. and the impressive spindle motor power up to 37 kW this is the most powerful machine in our SWT-Family. This high performance machine is reliable and durable. In addition it offers numerous individual options. We propose you to optimize your operating procedure with the powerful KUPER SWT HL.



Technical data

	Basic equipment	Options
Working width	15 – 230 mm	10 – 400 mm
Working height	10 – 150 mm	5 – 230 mm
Feed speed	6 – 36 m/min.	2 – 80 m/min.
Axial adjustment path	horizontal spindle 40 mm, vertical spindle 80 mm	horizontal spindle 60 mm, vertical spindle 100 mm
Spindle arrangement	1 – 10 spindles	1 – 10 spindles
Spindle power rating	all 7.5 kW	bottom up to 37 kW, right and left up to 15 kW, top up to 22 kW
Universal spindle	7.5 kW	up to 11 kW
Spindle rotational speed	6,000 rpm	2,000 – 9,000 rpm
Saw spindle	11 kW	up to 45 kW
Spindle diameter	40 mm	50 mm
Tool diameter	first bottom spindle 125 – 180 mm, vertical 125 – 232 mm, horizontal 125 – 225 mm	bottom up to 250 mm
Profile-groove depth	up to 20 mm	up to 35 mm



KUPER

Heinrich KUPER GmbH & Co. KG
Heinrich-Kuper-Straße 10 – 15
33397 Rietberg
Germany

Phone +49 (0) 52 44 / 9 84-0
Fax +49 (0) 52 44 / 9 84-2 01
E-Mail info@KUPER.de
Internet www.KUPER.de